

Navodila za podaljšanje programske opreme

Mastercam 2023

DEMO-HLE

1. Vsaka Mastercam DEMO/HLE licenca poteče 365 dni po aktivaciji. V primeru, da vam je DEMO licenca potekla in bi jo želeli ponovno aktivirati, sledite spodnjim navodilom.
2. Pojdite na sledečo povezavo:
<https://users.mastercam.com/demo/home/demolanding>
in se prijavite z vašim uporabniškim imenom in geslom.

USER LOGIN

Email or Username:

Password:

Login

[Forgot Username?](#)

[Forgot Password?](#)

Don't have an account?

[Create one.](#) It's simple and free!

Creating an account allows you to:

- Participate in forum discussions,
- Access select knowledgebase articles,
- Download your Mastercam products,
- Contact Mastercam for assistance,
- And much more!

3. Kliknite na »Get New Licence«.

2 Activate the Software

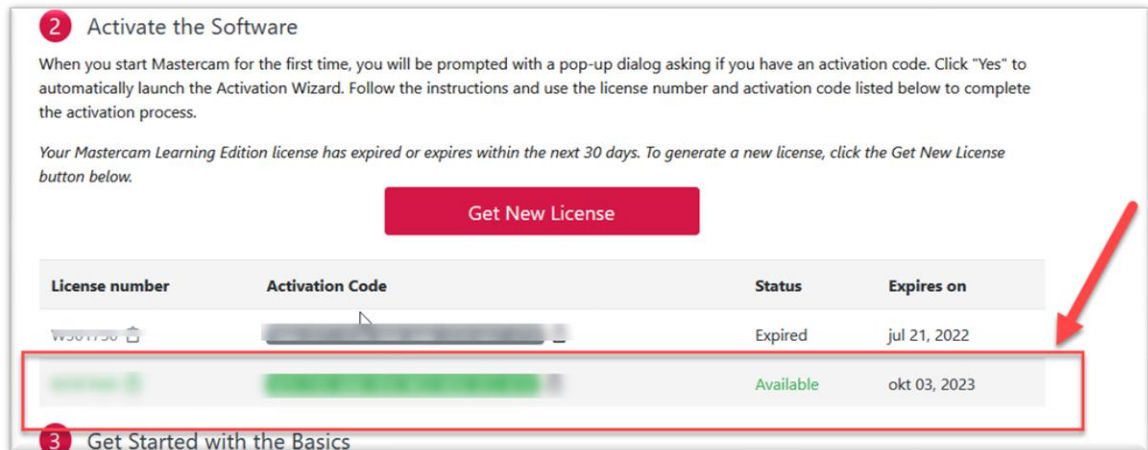
When you start Mastercam for the first time, you will be prompted with a pop-up dialog asking if you have an activation code. Click "Yes" to automatically launch the Activation Wizard. Follow the instructions and use the license number and activation code listed below to complete the activation process.

Your Mastercam Learning Edition license has expired or expires within the next 30 days. To generate a new license, click the Get New License button below.

Get New License

License number	Activation Code	Status	Expires on
		Expired	Jul 21, 2022

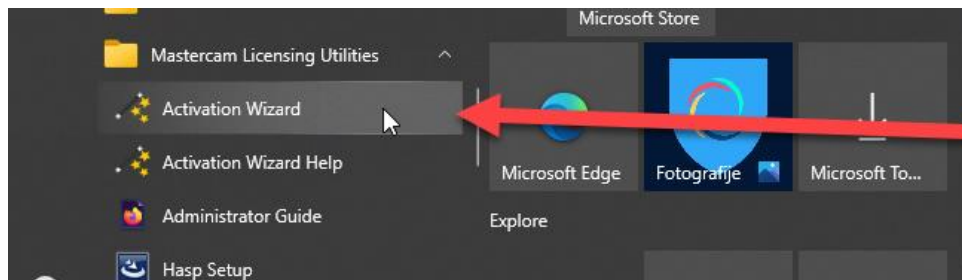
4. Spodaj se vam bo prikazala nova licenca z zeleno barvo.



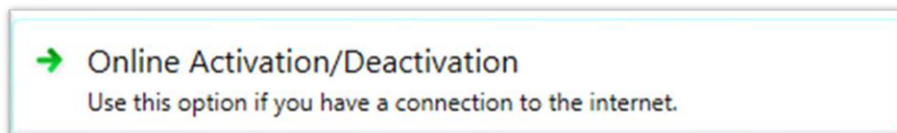
Novo licenco nato ponovno aktivirate s pomočjo "Activation wizard"

Aktivacija DEMO verzije

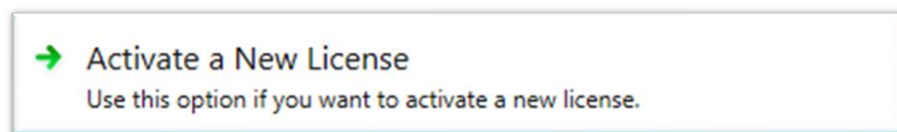
1. V Windows start iskalniku poiščite »Activation wizard«



2. Izberite online activation ->



3. Activate a new licence ->



4. Vnesite licenčno in aktivacijsko kodo. Počakajte na uspešen zaključek aktivacije Demo verzije.